


Century Solids

ANDOVER FABRICS

a
100
years



Canyon Road Quilt designed by: **Giucy Giuce** • Quilt Size: **64" x 64"**

Skill Level: **Beginner / Intermediate** • andoverfabrics.com

andover

•
•
• makower.uk
•

Free Pattern Download Available


1384 Broadway New York, NY 10018
Tel. (800) 223-5678 • andoverfabrics.com

3/30/20

Canyon Road Quilt

Introducing Andover Fabrics new collection: **CENTURY SOLIDS** by Andover Fabrics

Quilt designed by Giucy Giuce



Quilt finishes 64" x 64"

The dynamic color shifts form a pleasing mandala design in this lovely wall quilt. The creamy background is the perfect backdrop for your quilting.

Cutting Directions

Note: Read assembly directions before cutting patches. All measurements are cut sizes and include 1/4" seam allowances. A fat 1/8 is a 9" x 20"-22" cut of fabric. A fat 1/4 is an 18" x 20"-22" cut. WOF designates the width of fabric from selvedge to selvedge (approximately 42" wide).

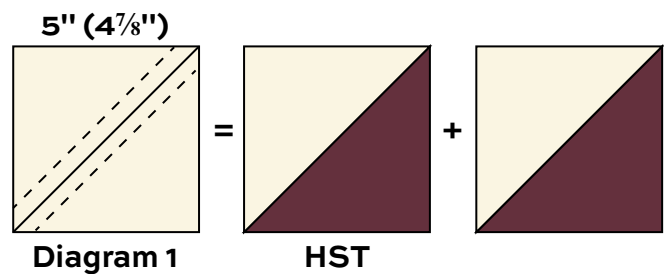
- Bordeaux** Cut (4) squares 5" (47/8") for HST (read Step 1 before cutting)
- Cream** Cut (4) squares 16 1/2" x 16 1/2"
Cut (64) squares 5" (47/8")
Cut (56) squares 4 1/2" x 4 1/2"
- Gunmetal** Cut (7) strips 2 1/2" x WOF for binding
- Isle** Cut (12) squares 5" (47/8") for HST
- Mulberry** Cut (6) squares 5" (47/8") for HST
- Sulfur** Cut (10) squares 5" (47/8") for HST
- Jalapeno** Cut (4) squares 4 1/2" x 4 1/2"
Cut (8) squares 5" (47/8") for HST
- 3 Fat 1/4s** **From each:**
Cut (8) squares 5" (47/8") for HST
- 2 Fat 1/8s** **From each:**
Cut (2) squares 5" (47/8") for HST
- Binding** Cut (7) strips 2 1/2" x WOF for binding
- Backing** Cut (2) panels 36" x 72", pieced to fit quilt top with overlap on all sides

Fabric Requirements


		Yardage
Bordeaux		Fat 1/8 yard
Cream	backgrd.	3 yards
Isle		Fat 1/4 yard
Mulberry		Fat 1/4 yard
Sulfur		Fat 1/4 yard
Jalapeno		Fat 1/4 yard
3 Fat 1/4s	blocks	Fat 1/4 yard each
	ButternutSquash, Margarita, Water	
2 Fat 1/8s	blocks	Fat 1/8 yard each
	Storm, Whisper	
Gunmetal (binding)		1/2 yard
Uniform (backing)		4 yards

Making the Quilt

1. The quilt is made with half-square triangles (HST) that finish 4" square. Cutting squares 5" allows for trimming the HST after stitching. If you wish to eliminate this trimming step, cut 47/8" squares for HST. Set Whisper and Storm squares aside for now. Use your favorite method to make HST, or follow these directions. Draw a diagonal line on the wrong side of 64 Cream 5" squares and 2 Whisper squares. Place a marked cream square on a bright 5" square, right sides together. Sew 1/4" seam on each side of the marked line; cut apart on the marked line (Diagram 1). Press open to make pieced HST. Trim the squares to 4 1/2" if needed. Make a total of 128 HST. Make 4 more HST for the quilt's center using the Whisper and Storm squares.



Canyon Road Quilt

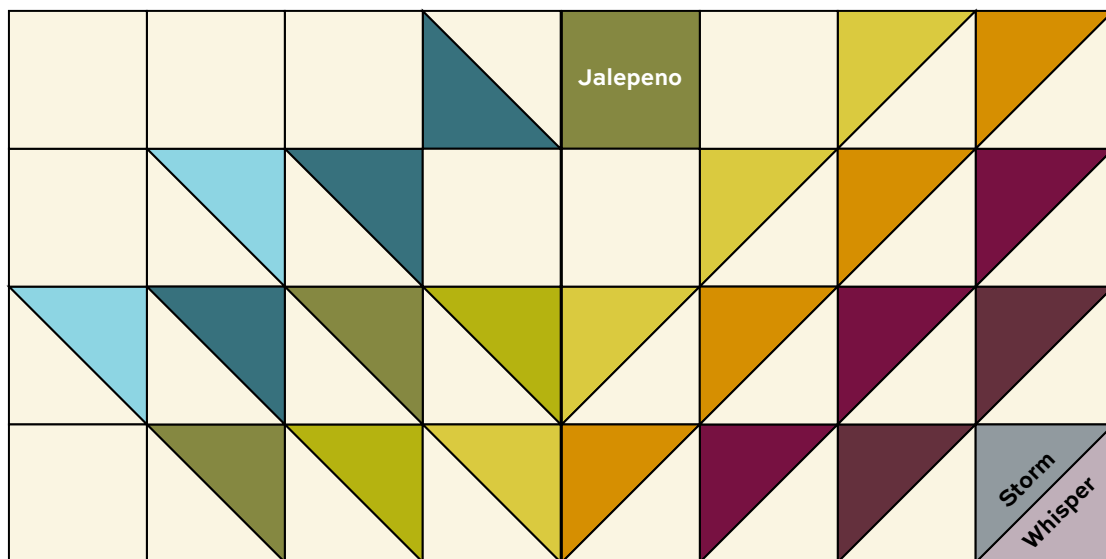
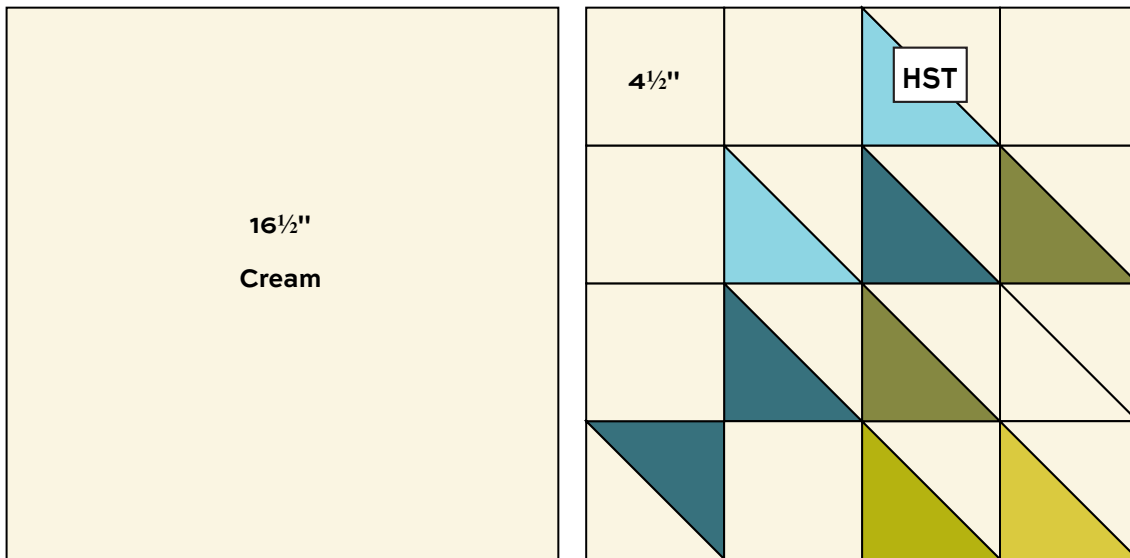


2. Referring to the Quarter Quilt Diagram, arrange the HST, Cream $4\frac{1}{2}$ " squares, and a Jalapeno $4\frac{1}{2}$ " square into rows as shown. Turn the HST to match the design. Join the patches into horizontal rows to make larger units. Join the top unit with the Cream $16\frac{1}{2}$ " square to make the top half of the quarter quilt. Join the top unit to the bottom unit.

3. Make 4 quarter quilts all alike. Finally, join the quarter quilts to make the quilt, rotating each unit 90 degrees to make the design shown in the quilt photograph.

Finishing the Quilt

4. Layer the quilt with batting and backing and baste. Quilt in the ditch around block patches. Quilt the background Cream patches as you wish. Bind to finish the quilt.



Quarter Quilt Diagram - Make 4

Century Solids

ANDOVER FABRICS



100
years

Fabrics used in quilt pattern are shown in black. Fabrics shown are 100% of actual size.

CS-10 Almond	CS-10 Aqua	CS-10 Aquarium	CS-10 Aubergine	CS-10 Bahama	CS-10 BarnRose	CS-10 Black	CS-10 Bluebell	CS-10 Bordeaux	CS-10 Brass
CS-10 Bubble	CS-10 Butter	CS-10 Butternut Squash	CS-10 CafeAuLait	CS-10 Caribbean	CS-10 Carrot	CS-10 Chambray	CS-10 Champagne	CS-10 Chocolate	CS-10 Cinnamon
CS-10 Clay	CS-10 Cloud	CS-10 Cocoa	CS-10 Coffee Bean	CS-10 CoralSunset	CS-10 Corn silk	CS-10 Cottonball	CS-10 Cream	CS-10 Dawn	CS-10 Denim
CS-10 Earth	CS-10 Emerald	CS-10 Faded	CS-10 Flax	CS-10 Ginger	CS-10 GirlyGirl	CS-10 Goldenrod	CS-10 Graphite	CS-10 Guacamole	CS-10 GuavaPunch
CS-10 Gunmetal	CS-10 Hunter	CS-10 Icing	CS-10 Isle	CS-10 Ivory	CS-10 Jade	CS-10 Jalapeno	CS-10 Jam	CS-10 Lagoon	CS-10 Leaf
CS-10 Lilac	CS-10 Mango	CS-10 Margarita	CS-10 Moonlight	CS-10 Mulberry	CS-10 Navy	CS-10 Oatmeal	CS-10 Orchid	CS-10 Oyster	CS-10 Papaya
CS-10 Paprika	CS-10 Passion	CS-10 Peach	CS-10 Peacock	CS-10 Pear	CS-10 Periwinkle	CS-10 Pickle	CS-10 Pink Lemonade	CS-10 Pistachio	CS-10 Plum
CS-10 Pool	CS-10 Powder	CS-10 Pressed Flower	CS-10 Raspberry	CS-10 Red	CS-10 Redwood	CS-10 Saffron	CS-10 Sage	CS-10 Sailing	CS-10 Sapphire
CS-10 Sky	CS-10 Slipper	CS-10 Smoke	CS-10 Snow	CS-10 Spice	CS-10 Spring	CS-10 Storm	CS-10 Strawberry	CS-10 Sugar	CS-10 Sunshine
CS-10 Sulfur	CS-10 Teal	CS-10 Terracotta	CS-10 Truffle	CS-10 Turquoise	CS-10 Uniform	CS-10 Water	CS-10 Whisper	CS-10 Wine	CS-10 Wisteria